



ASME

ACCESS & SECURITY MIDDLE EAST

Datasheet – 1200LBS (550KG) Single Door Electromagnetic Lock - Door Status Monitoring - MODEL: 1200MDSM



Our magnetic locks are manufactured following international production standards and packaging technologies, which increases the holding force (20% higher than other brands) and ensures the locks' antioxidant capacity is market leading. Our locks have been sold to more than 60 countries around the world and are widely used in airports, subways, banks, prisons, smart buildings and intelligent communities.

Key Features

5-year Warranty against defects in material and workmanship.

Collinear Load Test 1200Lbs(550KG).

Dual Voltage - 12 or 24 VDC(optional).

Built-in reverse current protection device (MOV).

Anti-residual magnetism design, anti-wear manufacturing materials.

Shell is made of high-strength aluminum alloy, Anodized.

Dual Insulative Hosing to increase holding force,

CE certification for EU.

Complete electromagnetic suction with no mechanical failure.

Notes:

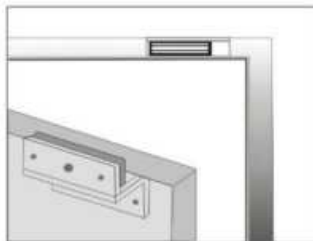
- Product weight and dimensions are subject to change without prior notice.
- Please read the user manual before use.

<u>Product Parameter</u>	<u>Parameter Description</u>
Holding Force:	550kg(1200Lbs)
Lock Size:	265L*71W*40H(mm)
Armature Plate Dimensions:	185L*60W*13H(mm)
Signal output	YES
Working Current:	12V/600mA 24V/300mA
Time Delay:	YES
Input Voltage:	DC12V or DC24V
Security Type:	Power off to open
Door Type Applicable:	Wooden, Glass, Metal and Fireproof doors
Weight:	4.5kg

Mounting Bracket Options



L bracket



ZL bracket



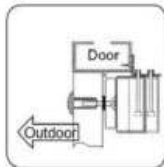
U bracket



Effect of Installation groove for Armature plate

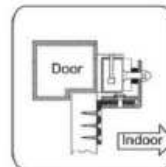
L Mounting Bracket

When the door width is less than 42mm, the width is not enough for Armature Plate of the magnetic locks installed, it needs to add the additional L type bracket.



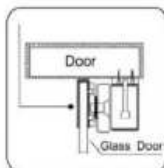
LZ Mounting Bracket

For in-swing door, install the lock body inside and then need to install the LZ bracket at the same time.



UB Mounting Bracket

Magnetic locks installed in glass doors require extra U bracket (for 10-15mm glass door thick).



Armature Plate Installed the Bracket

If the door is thick, it is necessary to use the bracket installed in Armature Plate.

